J THOMAS & COMPANY PRIVATE LIMITED

SILIGURI MARKET SYNOPSIS - SALE 46 (2026)

Market Report	
LEAF	**DUST**
* Market witnessed stong demand. * Good and Best sorts sold at firm to occasionally dearer levels. * Medium and Plainer teas were readily absorbed at firm levels around last.	* Market witnessed strong demand. * Good and Best sorts sold at firm levels around last. * Medium and Plainer teas followed a similar trend.

Buying Analysis	
LEAF	**DUST**
* Internal / Local Packeteers Mainstay * Western India Operated * TCPL Good Support * HUL Selective	* Internal / Local Packeteers Mainstay * HUL/TCPL Selective * Western India Good Support

AUCTION AVERAGES

	2026/27			2025/26			UPTO SALE 46		
	Sale 46	Sale 45	+/-	Sale 46	Sale 45	+/-	2026/27	2025/26	2024/25
LEAF	194.92	191.86	3.06	165.85	174.45	-8.60	191.38	172.03	209.91
DUST	196.70	193.98	2.72	173.29	172.14	1.15	192.71	177.41	207.42
TOTAL	**195.06**	**192.04**	**3.02**	**166.48**	**174.21**	**-7.72**	**191.52**	**172.61**	**209.59**

STAC AUCTION AVERAGES

SALE		38	39	40	41	42	44	45	46
LEAF	2026/27	174.45	165.85	180.78	187.17	186.39	186.39	191.86	194.92
	2025/26	211.07	203.26	0.00	163.00	173.29	179.08	174.45	165.85
DUST	2026/27	172.14	173.29	174.08	179.02	184.05	189.60	193.98	196.70
	2025/26	206.98	208.46	0.00	163.66	178.49	179.79	172.14	173.29
TOTAL	2026/27	174.21	166.48	180.15	186.38	186.17	186.64	192.04	195.06
	2025/26	210.51	203.88	0.00	163.07	173.84	179.15	174.21	166.48

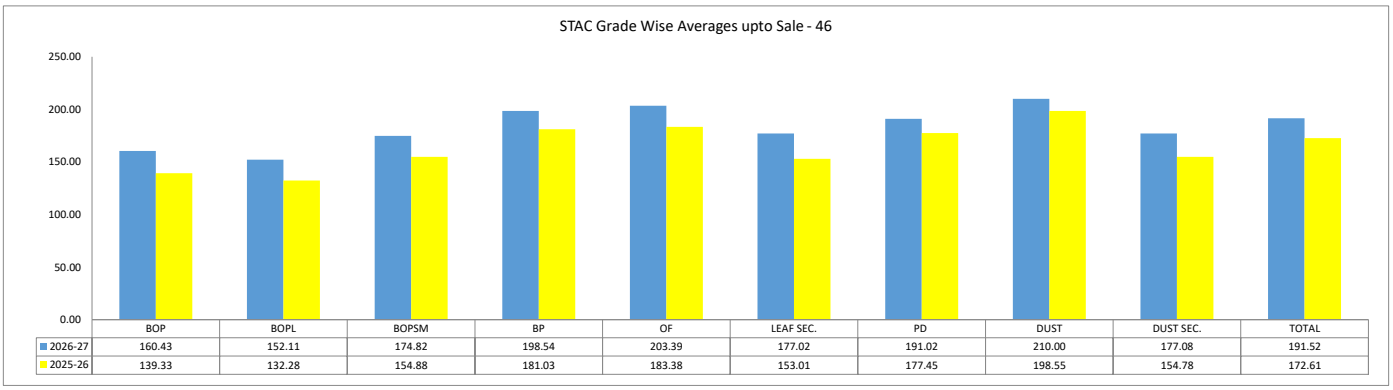

	BOP	BOPL	BOPSM	BP	OF	LEAF SEC.	PD	DUST	DUST SEC.	TOTAL
2026-27	160.43	152.11	174.82	198.54	203.39	177.02	191.02	210.00	177.08	191.52
2025-26	139.33	132.28	154.88	181.03	183.38	153.01	177.45	198.55	154.78	172.61

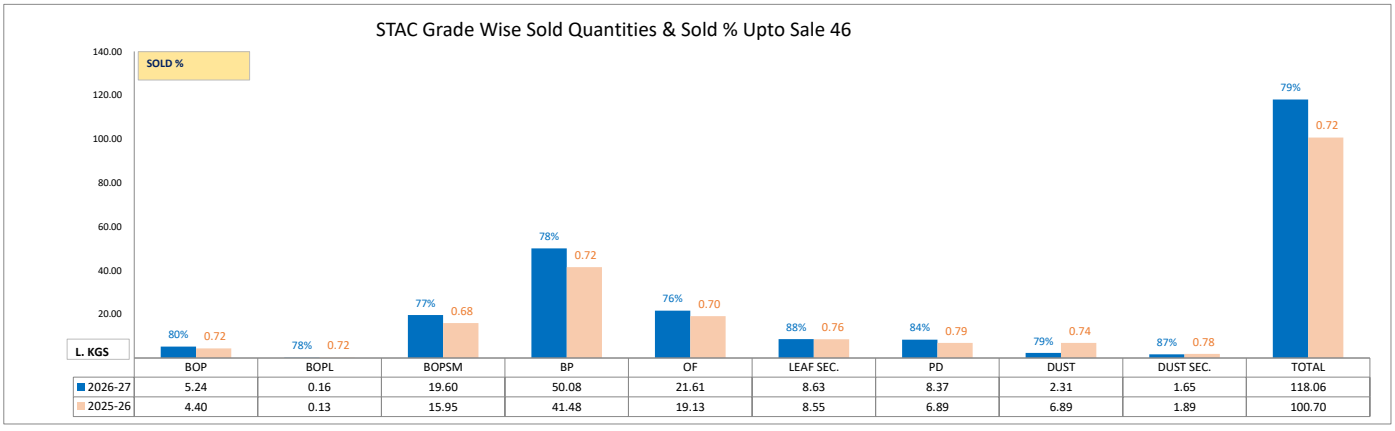

L. KGS	BOP	BOPL	BOPSM	BP	OF	LEAF SEC.	PD	DUST	DUST SEC.	TOTAL
2026-27	5.24	0.16	19.60	50.08	21.61	8.63	8.37	2.31	1.65	118.06
2025-26	4.40	0.13	15.95	41.48	19.13	8.55	6.89	6.89	1.89	100.70

OFFER / SOLD QUANTITY & AVERAGE PRICE (2026/27)												
	THIS SALE				LAST SALE				UPTO SALE 46			
	OFFERED	SOLD	AVG.	OUT %	OFFERED	SOLD	AVG.	OUT %	OFFERED	SOLD	AVG.	OUT %
BROKENS	3023519	2823092	193.82	7%	3679233	3258278	190.35	11%	96515276	75156647	189.59	22%
FANNINGS	883278	762993	202.95	14%	1075900	918057	202.02	15%	28760836	21909531	203.18	24%
LEAF SEC.	287911	258963	183.19	10%	389807	348881	179.15	10%	9852040	8627334	177.02	12%
LEAF TOTAL	**4194709**	**3845048**	**194.92**	**8%**	**5144940**	**4525216**	**191.86**	**12%**	**135128152**	**105693512**	**191.38**	**22%**
	THIS SALE				LAST SALE				TO DATE			
	OFFERED	SOLD	AVG.	OUT %	OFFERED	SOLD	AVG.	OUT %	OFFERED	SOLD	AVG.	OUT %
DUST	325768	293866	198.87	10%	420574	371467	197.74	12%	12920932	10713772	195.12	17%
DUST SEC.	51965	49909	183.92	4%	69828	62557	171.68	10%	1901140	1649820	177.08	13%
DUST TOTAL	**377733**	**343775**	**196.70**	**9%**	**490403**	**434024**	**193.98**	**11%**	**14822073**	**12363592**	**192.71**	**17%**
TOTAL	**4572441**	**4188823**	**195.06**	**8%**	**5635342**	**4959240**	**192.04**	**12%**	**149950224**	**118057104**	**191.52**	**21%**

OFFER / SOLD QUANTITY & AVERAGE PRICE (2026/27)												
LEAF	THIS SALE				LAST SALE (SALE 42)				UPTO SALE 46			
	OFFERED	SOLD	AVG.	OUT %	OFFERED	SOLD	AVG.	OUT %	OFFERED	SOLD	AVG.	OUT %
2026-27	4194709	3845048	194.92	8%	5144940	4525216	191.86	12%	135128152	105693512	191.38	22%
2025-26	5330343	4074899	165.85	24%	5361116	4102856	174.45	23%	125915019	89858000	172.03	29%
DUST	THIS SALE				LAST SALE				TO DATE			
	OFFERED	SOLD	AVG.	OUT %	OFFERED	SOLD	AVG.	OUT %	OFFERED	SOLD	AVG.	OUT %
2026-27	377733	343775	196.70	9%	490403	434024	193.98	11%	14822073	12363592	192.71	17%
2025-26	469320	381252	173.29	19%	565486	483831	172.14	14%	13976563	10841850	177.41	22%
TOTAL	THIS SALE				LAST SALE				TO DATE			
	OFFERED	SOLD	AVG.	OUT %	OFFERED	SOLD	AVG.	OUT %	OFFERED	SOLD	AVG.	OUT %
2026-27	**4572441**	**4188823**	**195.06**	**8%**	**5635342**	**4959240**	**192.04**	**12%**	**149950224**	**118057104**	**191.52**	**21%**
2025-26	**5799664**	**4456150**	**166.48**	**23%**	**5926601**	**4586687**	**174.21**	**23%**	**139891583**	**100699849**	**172.61**	**28%**

PRICE RANGE										
% OF TEAS SOLD	LEAF					DUST				
	2026/27		UPTO SALE 46			2026/27		UPTO SALE 46		
	Sale 46	Sale 45	2026/27	2025/26	2024/25	Sale 46	Sale 45	2026/27	2025/26	2024/25
BELOW 100	0.0	0.0	0.1	12.0	0.7	0.0	0.0	0.1	5.9	0.9
BETWEEN 100.00-119.99	0.0	0.0	2.5	27.4	4.6	0.0	0.0	0.7	18.7	4.7
BETWEEN 120.00-139.99	0.1	0.2	18.6	10.9	10.0	0.3	0.3	10.6	12.5	6.6
BETWEEN 140.00-159.99	15.4	44.6	25.3	4.9	6.3	23.4	23.4	23.9	9.1	5.9
BETWEEN 160.00-179.99	43.3	13.7	8.6	4.5	13.5	26.7	26.7	13.9	10.1	9.3
BETWEEN 180.00-199.99	6.5	6.9	5.5	4.4	15.2	11.9	11.9	11.2	6.3	13.9
BETWEEN 200.00-219.99	8.0	8.8	7.3	5.7	7.7	9.4	9.4	10.6	8.5	14.7
BETWEEN 220.00-239.99	8.3	7.8	7.5	6.3	8.5	10.6	10.6	10.0	9.5	15.6
BETWEEN 240.00-259.99	5.7	5.8	7.2	6.3	9.7	6.4	6.4	6.2	7.1	12.6
BETWEEN 260.00-279.99	4.8	4.9	5.8	5.7	8.5	4.7	4.7	4.7	4.9	7.7
BETWEEN 280.00-299.99	2.9	3.0	4.1	3.9	5.9	2.2	2.2	2.8	2.8	4.6
300 AND ABOVE	5.0	4.4	7.3	7.9	9.5	4.5	4.5	5.3	4.7	3.4

FUTURE FRESH OFFERING (IN PACKAGES)									
SALE NO	THIS YEAR-2026			LAST YEAR-2025			DIFFERENCE		
	LEAF	DUST	TOTAL	LEAF	DUST	TOTAL	LEAF	DUST	TOTAL
49	142418	10337	152755	136168	13105	149273	6250	-2768	3482
50	139591	10753	150344	129510	12076	141586	10081	-1323	8758
51	140934	11141	152075	129165	11422	140587	11769	-281	11488
TOTAL	422943	32231	455174	394843	36603	431446	28100	-4372	14970

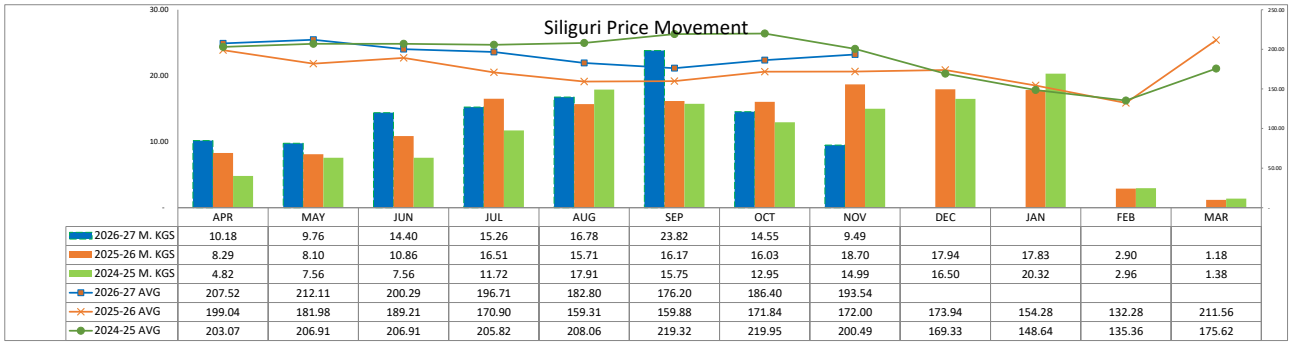

	APR	MAY	JUN	JUL	AUG	SEP	OCT	NOV	DEC	JAN	FEB	MAR
2026-27 M. KGS	10.18	9.76	14.40	15.26	16.78	23.82	14.55	9.49				
2025-26 M. KGS	8.29	8.10	10.86	16.51	15.71	16.17	16.03	18.70	17.94	17.83	2.90	1.18
2024-25 M. KGS	4.82	7.56	7.56	11.72	17.91	15.75	12.95	14.99	16.50	20.32	2.96	1.38
2026-27 AVG	207.52	212.11	200.29	196.71	182.80	176.20	186.40	193.54				
2025-26 AVG	199.04	181.98	189.21	170.90	159.31	159.88	171.84	172.00	173.94	154.28	132.28	211.56
2024-25 AVG	203.07	206.91	206.91	205.82	208.06	219.32	219.95	200.49	169.33	148.64	135.36	175.62

STAC BUYING (ALL TEAS) FOR THE SALE 46										
	CTC LEAF			DUST				TOTAL		
	Sale 46									
OFFER	41,94,709			OFFER	3,77,733			OFFER	45,72,441	
SOLD	38,45,048			SOLD	3,43,775			SOLD	41,88,823	
SOLD %	92%			SOLD %	91%			SOLD %	92%	
ZONE	KGS	AVG	%	ZONE	KGS	AVG	%	ZONE	KGS	AVG	%
Local	8,86,028.8	**197.02**	**23%**	Local	1,28,185.7	**214.41**	**37%**	Local	10,14,214.5	**199.21**	**24%**
N.India	8,22,491.6	**196.52**	**21%**	W.India	74,217.0	**180.64**	**22%**	N.India	8,61,634.7	**196.87**	**21%**
TCPL	7,96,444.4	**160.24**	**21%**	N.India	39,143.1	**204.05**	**11%**	TCPL	8,10,160.6	**160.34**	**19%**
R.Pack	5,02,657.6	**248.77**	**13%**	Packeteers	29,900.6	**197.42**	**9%**	R.Pack	5,06,491.2	**248.47**	**12%**
Others	2,54,982.2	**203.29**	**7%**	Others	28,200.8	**193.14**	**8%**	Others	2,83,183.0	**202.28**	**7%**
W.India	2,02,541.4	**216.24**	**5%**	Exports	16,742.7	**151.62**	**5%**	W.India	2,76,758.4	**206.70**	**7%**
HUL	1,62,821.0	**157.67**	**4%**	TCPL	13,716.2	**165.85**	**4%**	HUL	1,62,821.0	**157.67**	**4%**
Packeteers	1,20,648.8	**180.21**	**3%**	C.India	7,766.3	**171.24**	**2%**	Packeteers	1,50,549.4	**183.63**	**4%**
C.India	49,689.0	**197.31**	**1%**	R.Pack	3,833.6	**209.07**	**1%**	Exports	57,468.7	**156.58**	**1%**
Exports	40,726.0	**158.62**	**1%**					C.India	57,455.3	**193.78**	**1%**
TOTAL	38,45,048	**194.92**		TOTAL	3,43,775	**196.70**		TOTAL	41,88,823	**195.06**	

DOOARS BATTING ORDER (STAC+CTTA) SALE 46				
MARK	2026-27		2025-26	
	KGS	AVG	KGS	AVG
GHATIAROYAL	667628.30	329.04	3,04,649.90	297.88
BINAGURI	966417.80	328.88	8,08,738.50	328.01
KARTICK	420765.20	325.22	389822.80	345.63
JITI	584473.10	322.44	5,78,565.70	319.11
RYDAK	668667.00	316.59	6,45,362.10	310.01
HOPE	317131.20	308.33	3,59,056.50	305.58
BHATKAWA	190936.90	306.90	1,60,590.80	305.44
KARALAVALLEYROYAL	288186.40	298.56	2,61,974.50	298.71
ARYAMAN	139406.30	295.35	1,13,663.00	311.11
MAINAKROYAALE	70280.90	291.04	77,295.00	292.34
DALGAON	787474.30	288.06	5,88,252.60	281.81
MAUSOM	177967.70	287.94	1,42,429.40	236.59
NEPUCHAPUR	392908.20	283.71	2,70,156.90	314.42
LAKHIPARA	102527.80	282.22	2,28,145.70	294.70
MORAGHAT	652348.10	281.32	5,29,034.50	294.94
GULMA	767887.50	281.30	6,44,512.40	292.20
BIJALIMONI	189437.00	276.87	42,908.80	277.34
DIANARAMBARI	312778.70	275.67	3,08,452.40	244.12
BARADIGHI	600801.90	275.67	4,98,617.40	290.55
ZURRENTEE	365461.40	272.97	2,65,595.70	287.68
RHEABARI	453708.20	272.55	4,66,835.80	253.74
MECHPARA	392737.10	272.13	2,97,018.90	267.51
DANGUAJHAR	731613.70	271.74	7,47,594.20	263.11
RAIMOHAN	150337.90	270.63	1,77,494.40	268.94
KUMARGRAM	686414.20	270.37	3,88,024.80	289.22

* Above 25,000 Kgs.

Follow us on: